

A photograph of three high school students walking outdoors on a campus. On the left, a young woman with long brown hair, wearing a white blazer over a red, white, and blue plaid shirt, is smiling and holding a tablet. In the center, a young woman with dark hair in a ponytail, wearing a light blue tank top and a grey cardigan, is smiling and holding several colorful books. On the right, a young man with short dark hair, wearing a black jacket over a grey t-shirt, is smiling and holding a pink folder. The background is a blurred campus scene with buildings and trees.

Riverside County Office of Education StudentTracker for High Schools Training

Conducted by the National Student Clearinghouse



NSC Team

The Experts

- Samantha Dowd, STHS Guru
- John Schiappa, STHS Product Manager
- Michele Gralak, STHS Business Analyst

Your Persons on the Street

- Phil Spitz, California Regional Manager
- Colleen Krumwiede, California Regional Manager



Agenda

- NSC Mission & Value
- Intro to StudentTracker for High Schools (STHS)
- Use Cases
- Experiential Learning



About The National Student Clearinghouse

With support from registrars, financial aid groups, and others, the National Student Clearinghouse was established in 1993 as a 501c(6) non-profit organization with the purpose of developing processes and procedures to assist colleges and universities, the student loan industry, and students better manage student loan information.

The Clearinghouse Mission

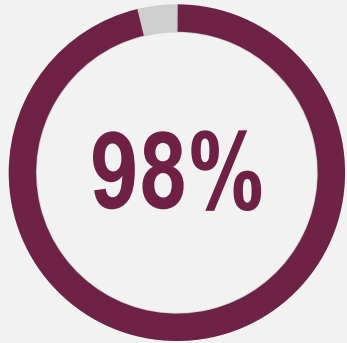
We serve the education and workforce communities and all learners with access to trusted data, related services, and insights.



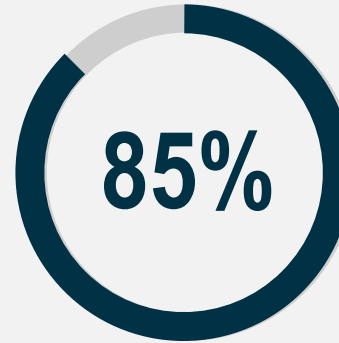
OUR REACH

Over 12,000

Secondary school partners,
representing 55% of US 12th graders



Title IV degree-granting institutions representing **98%** of U.S. postsecondary education enrollments participate in the Clearinghouse



Working with every state's K-12 or postsecondary education department in a research capacity



1.3 BILLION

data transactions managed by the Clearinghouse every year



3,600+

participating colleges and universities (Title IV degree granting schools)



25 MILLION

pieces of enrollment information received by the Clearinghouse every month

Enrollment Records are updated **AT LEAST 4X** per term or semester

Comprehensive Nationwide Coverage

98%



Enrolled Students

94%



Earned Degrees



StudentTracker[®] **High School**

**Your Source for Nationwide Student
Postsecondary Outcomes**

What is StudentTracker for High Schools?

- Software-as-a-service reporting platform
- Bridges the high school to college transition
- Gives historical context to graduated cohorts






Your Students. Your Data. Your Insights.

- Track your student outcomes
- Find insights through enrollment and degree reporting
- Understand the paths your students take to achieve higher education success
- Manage your programs with validated outcomes

How does StudentTracker for High School Work?

Submit Graduates files




**Store & Match
3x per year**



**Return reports
via secure FTP, or
Access the
Reports Library**



**Produce
StudentTracker
reports**




Data-driven Decision Making



- Detailed and aggregate enrollment and degree reporting
- Easily accessible reports
- Data-informed decisions

How StudentTracker for High Schools Supports State and Federal Compliance Reporting



- ✓ Every Student Succeeds Act
- ✓ Local Control & Accountability Plan (LCAP)
- ✓ Title 1
- ✓ Grant Performance
- ✓ Individuals with Disabilities Act
- ✓ Local, State, District Report Cards



Federal Education Rights & Privacy Act (FERPA)

- 100% FERPA Compliant
- Return only Directory Information from postsecondary institutions
- StudentTracker recognizes postsecondary FERPA blocks

FERPA Blocks in California

What is a FERPA Block?

A student may invoke a directory information block at any institution attended, at any time, by notifying institution officials in writing. The institution will then update the directory block indicator for the student in its next scheduled data submission to the Clearinghouse.

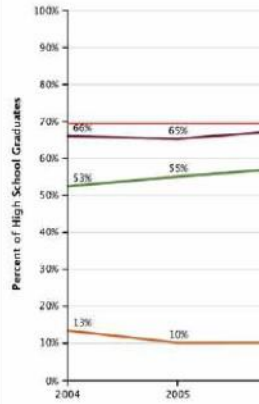
National Block Rate Average: 3.9%

California Block Rate Average: 11%

Aggregate Reports

Percent of Students Enrolled in College the Fall Immediately After High School by Institutional Type

Effective Date = November 15, 2012



HOMETOWN HIGH SCHOOL
Report Run Date: 11/23/2012 10:53 PM
Page 9 of 47

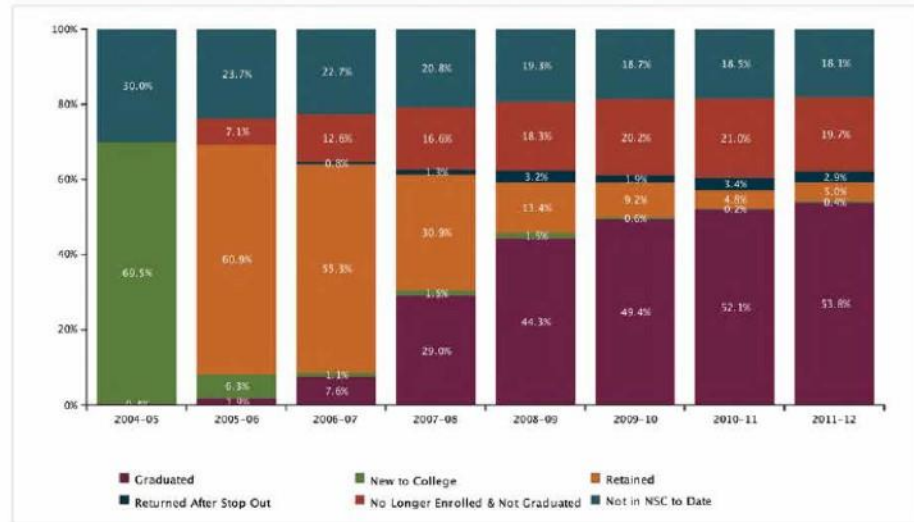
Percent of Students Enrolled in College the First Year After High School Who Returned for a Second Year (Freshman to Sophomore Persistence) by Institutional Level

Effective Date = November 15, 2012



HOMETOWN HIGH SCHOOL
Report Run Date: 11/23/2012 10:53 PM
Page 19 of 47

Class of 2004 Postsecondary Enrollment and Progress



HOMETOWN HIGH SCHOOL
Report Run Date: 11/23/2012 10:53 PM
Page 29 of 47

NATIONAL STUDENT CLEARINGHOUSE

©2012 National Student Clearinghouse. All rights reserved.

8-Year Cohorts Reported



2000



2010



2015



2020

8 years of data allows you to compare your graduating classes across any number of demographic or academic measures

Compare Outcomes to Your Peers

Compare your outcomes:

...To schools like yours

...Against National averages

Prepared by our nationally-recognized National Student Clearinghouse Research Center



Required Data Elements

- First Name
- Last Name
- Date of Birth
- Graduation Date
- Diploma Type^
- Graduation School*
- ACT School Code*
- FERPA Block Indicator^

^Data elements will be chosen from a given list

*Data elements provided on account reference sheet during implementation

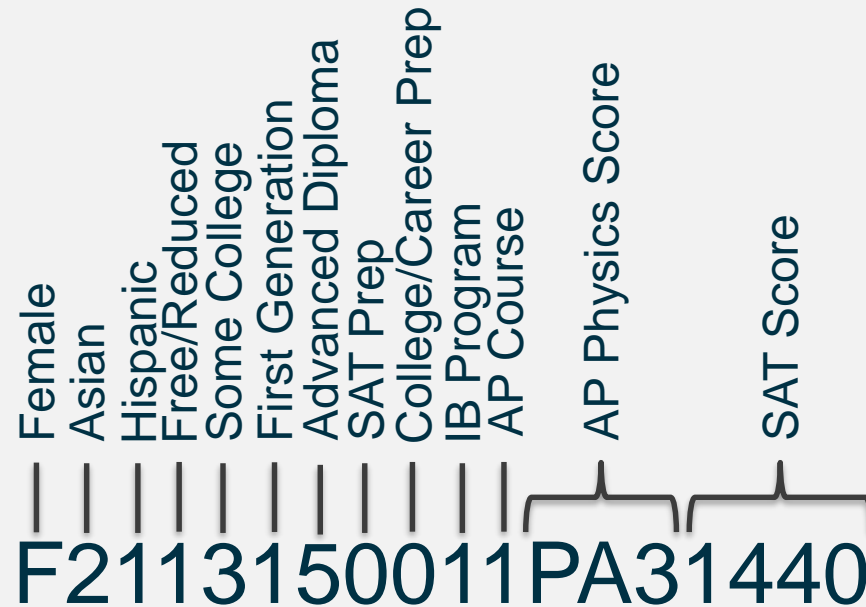
Additional High School Data Elements

- Gender^
- Ethnicity^
- Economically disadvantaged status^
- Disability^
- English learner or English as a Second Language indicator^
- 8th grade state assessment result – Math**
- 8th grade state assessment results – ELA/reading**
- High school assessment result – Math**
- High school assessment result – ELA/reading**
- Number of Semesters of math completed
- Dual enrollment indicator^
- Program Code – open field can be used for internal tracking

^ Data elements will be chosen from a given list

**Choose from Does Not Meet/Meets/Exceeds Standards

Program Code Field



Program Code is an open field that can be used for internal tracking. This is a 50 character field that high schools, districts, counties, or state programs use to insert their own additional data. Examples of what schools use this field for parent education level, test scores, expanded definitions of Asian or Hispanic, qualified for free or reduced lunches, HS counselor name, and so much more. *Do not use commas or semicolons to separate indicators.

NSC Online Resources

NSC StudentTracker

- [StudentTracker for High School](#): FAQs, example files, detail report guide, and so much more
- [Clearinghouse Academy](#): Tutorials, webinars, and live events

NSC Research Center

- [High School Benchmarking](#) Research report
- [Information on FERPA Blocks](#) Information on what a FERPA Blocks, how it affects the data, list of schools with over 10% rates, and

Other Resources

Federal Resources

- [College Navigator](#): Includes college federal designation of school type (2-year, 4 year), graduation rates, average financial aid, and more. Most recent data is 2 years old.
- [Common Core Data](#): Database on public elementary and secondary education in the United States. Most recent data is 2 years old.
- [Bureau of Labor Statistics Occupational Outlook Handbook](#): Career information on duties, education and training, pay, and outlook for hundreds of occupations.



Your Source for more information
studenttracker@studentclearinghouse.org

Phil Spitz
spitz@studentclearinghouse.org

Colleen Krumwiede
ckrumwiede@studentclearinghouse.org

John Schiappa
schiappa@studentclearinghouse.org

**NATIONAL STUDENT
CLEARINGHOUSE®**